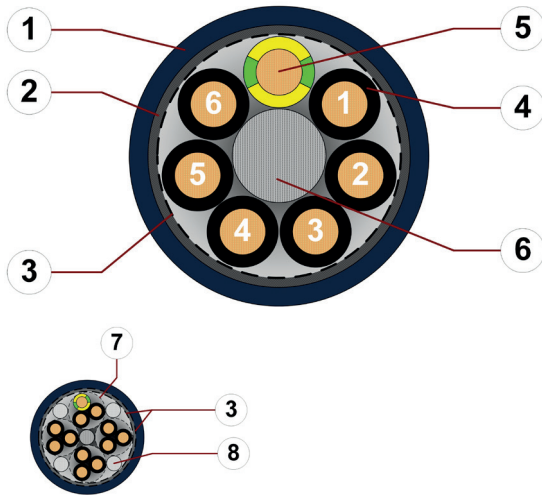


Data sheet

chainflex® CFROBOT2



Control cable (Class 6.1.3.3) ● For torsion applications ● PUR outer jacket ● Shielded ● Oil-resistant and coolant-resistant ● Flame retardant ● PVC and halogen-free ● Notch-resistant ● Hydrolysis and microbe-resistant



1. Outer jacket: Pressure extruded PUR mixture
2. Overall shield: Extremely torsion-resistant wrapping made of tinned copper wires
3. Banding: Plastic fleece
4. Core insulation: Mechanically high-quality TPE mixture
5. Conductor: Fine-wire strand in especially bending-stable version consisting of bare copper wires
6. Strain relief: Tensile stress-resistant centre element
7. 12 cores or more: Bundles with optimised pitch length and pitch direction
8. Filling: Plastic yarns

Example image
For detailed overview please see design table

Cable structure

	Conductor	Stranded conductor in especially bending-resistant version consisting of bare copper wires (following DIN EN 60228).
	Core insulation	Mechanically high-quality TPE mixture.
	Core identification	Black cores with white numbers, one green-yellow core.
	Overall shield	Extremely torsion-resistant tinned wound copper shield. Coverage optical approx. 85 %
	Outer jacket	Low-adhesion, halogen-free, highly abrasion resistant PUR mixture, adapted to suit the requirements in e-chains® (following DIN EN 50363-10-2) Colour: Steel-blue (similar to RAL 5011) Printing: white

„00000 m⁴** igus chainflex CFROBOT2.--① ---② 300/500V E310776

cRUs AWM Style 20317 VW-1 AWM I/II A/B 80°C 300V FT1 EAC/CTP

CE RoHS-II conform www.igus.de +++ chainflex cable works +++

* **Length printing:** Not calibrated. Only intended as an orientation aid.
① / ② Cable identification according to Part No. (see technical table).
Example: chainflex CFROBOT2.07.04.C (4G0.75)C



igus 36-month chainflex cable guarantee and service life calculator based on 2 billion test cycles per year



Example image

Data sheet

chainflex® CFROBOT2



Control cable (Class 6.1.3.3) ● For torsion applications ● PUR outer jacket ● Shielded ● Oil-resistant and coolant-resistant ● Flame retardant ● PVC and halogen-free ● Notch-resistant ● Hydrolysis and microbe-resistant

Dynamic information

	Bend radius	e-chain® twisted flexible fixed	min. 10 x d min. 8 x d min. 5 x d
	Temperature	e-chain® twisted flexible fixed	-25 °C up to +80 °C -40 °C up to +80 °C (following DIN EN 60811-504) -50 °C up to +80 °C (following DIN EN 50305)
	v max.	twisted	180 °/s
	a max.	twisted	60 °/s ²
	Travel distance	Robots and 3D movements, Class 1	

These values are based on specific applications or tests. They do not represent the limit of what is technically feasible.

Guaranteed service life according to guarantee conditions

Cycles	5 million	7.5 million	10 million
Temperature, from/to [°C]	Torsion max. [°/m]	Torsion max. [°/m]	Torsion max. [°/m]
-25/-15	±150	±90	±30
-15/+70	±180	±120	±60
+70/+80	±150	±90	±30

Minimum guaranteed service life of the cable under the specified conditions.
The installation of the cable is recommended within the middle temperature range.

Electrical information

	Nominal voltage	300/500 V (following DIN VDE 0298-3) 300 V (following UL)
	Testing voltage	2000 V (following DIN EN 50395)



Example image













Data sheet

chainflex® CFROBOT2



Control cable (Class 6.1.3.3) ● For torsion applications ● PUR outer jacket ● Shielded ● Oil-resistant and coolant-resistant ● Flame retardant ● PVC and halogen-free ● Notch-resistant ● Hydrolysis and microbe-resistant

Properties and approvals

-  **UV resistance** High
-  **Oil resistance** Oil-resistant (following DIN EN 50363-10-2), Class 3
-  **Flame retardant** According to IEC 60332-1-2, FT1, VW-1
-  **Silicone-free** Free from silicone which can affect paint adhesion (following PV 3.10.7 – status 1992)
- Halogen-free** Following DIN EN 60754
-  **UL verified** Certificate No. B129699: „igus 36-month chainflex cable guarantee and service life calculator based on 2 billion test cycles per year“
-  **UL/CSA AWM** See table UL/CSA AWM for details
-  **NFFPA** Following NFFPA 79-2018, chapter 12.9
-  **EAC** Certificate No. RU C-DE.ME77.B.00300/19 (TR ZU)
-  **REACH** In accordance with regulation (EC) No. 1907/2006 (REACH)
-  **Lead-free** Following 2011/65/EC (RoHS-II/RoHS-III)
-  **Cleanroom** According to ISO Class 1. The outer jacket material of this series complies with CF77. UL.05.12.D - tested by IPA according to standard DIN EN ISO 14644-1
-  **CE** Following 2014/35/EU



igus 36-month chainflex cable guarantee and service life calculator based on 2 billion test cycles per year



Properties and approvals

UL/CSA AWM Details

Conductor nominal cross section [mm ²]	Number of cores	UL style core insulation	UL style outer jacket	UL Voltage Rating [V]	UL Temperature Rating [°C]
0.75	4-18	10493	20317	300	80

Example image

igus® chainflex® CFROBOT 2

Data sheet

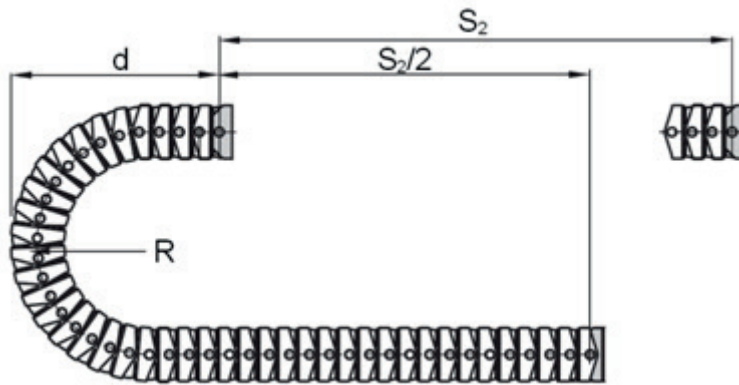
chainflex® CFROBOT2



Control cable (Class 6.1.3.3) ● For torsion applications ● PUR outer jacket ● Shielded ● Oil-resistant and coolant-resistant ● Flame retardant ● PVC and halogen-free ● Notch-resistant ● Hydrolysis and microbe-resistant

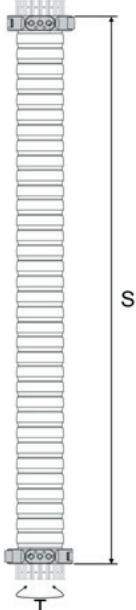
Typical lab test setup for this cable series

Test bend radius R	approx. 75 - 150 mm
Test travel S/S ₂	approx. 1 - 12 m
Test duration	minimum 1.5 - 3 million double strokes
Test speed	approx. 0.5 m/s
Test acceleration	approx. 1.5 m/s ²



Typical lab test setup (torsion) for this cable series

Torsion range T	±180°/m
Length 3D e-chain®	1 m
Test duration (torsion)	minimum 3 - 5 million cycles
Test speed (torsion)	approx. 80 - 120 °/s
Test acceleration (torsion)	approx. 40°/s ²



igus 36-month chainflex cable guarantee and service life calculator based on 2 billion test cycles per year



Data sheet

chainflex® CFROBOT2



Control cable (Class 6.1.3.3) ● For torsion applications ● PUR outer jacket ● Shielded ● Oil-resistant and coolant-resistant ● Flame retardant ● PVC and halogen-free ● Notch-resistant ● Hydrolysis and microbe-resistant

Typical application areas

- For heaviest duty applications with torsion movements, Class 6
- Especially for robots and 3D movements, Class 1
- Almost unlimited resistance to oil, Class 3
- Torsion $\pm 180^\circ$, with 1m cable length, Class 3
- Indoor and outdoor applications, UV-resistant
- Robots, Handling, spindle drives

Technical tables:

Part No.	Number of cores and conductor nominal cross section [mm ²]	Outer diameter (d) max. [mm]	Copper index [kg/km]	Weight [kg/km]
CFROBOT2.07.04.C	(4G0.75)C	8.0	43	78
CFROBOT2.07.05.C	(5G0.75)C	8.5	51	90
CFROBOT2.07.07.C	(7G0.75)C	10.0	71	120
CFROBOT2.07.12.C	(12G0.75)C	14.0	122	214
CFROBOT2.07.18.C	(18G0.75)C	16.5	185	301

Note: The given outer diameters are maximum values and may tend toward lower tolerance limits.
G = with green-yellow earth core **x** = without earth core

Electrical information

Conductor nominal cross section [mm ²]	Maximum conductor resistance at 20 °C (following DIN EN 50289-1-2) [Ω /km]	Maximum current rating at 30 °C [A]
0.75	27.0	14

The final maximum current rating depends among other things on the ambient conditions, the type of the installation and the number of loaded cores.



igus 36-month chainflex cable guarantee and service life calculator based on 2 billion test cycles per year



Data sheet

chainflex® CFROBOT2



Control cable (Class 6.1.3.3) ● For torsion applications ● PUR outer jacket ● Shielded ● Oil-resistant and coolant-resistant ● Flame retardant ● PVC and halogen-free ● Notch-resistant ● Hydrolysis and microbe-resistant

Design table

Part No.	Number of cores	Core design
CFROBOT2.XX.04.C	4	
CFROBOT2.XX.05.C	5	
CFROBOT2.XX.07.C	7	
CFROBOT2.XX.12.C	4x3	
CFROBOT2.XX.18.C	6x3	



igus 36-month chainflex cable guarantee and service life calculator based on 2 billion test cycles per year



Example image

igus® chainflex® CFROBOT 2